

THE FIXTURLASER OFFSET^{XA} FIXTURE

ALIGNMENT OF OFFSET DRIVEN MACHINES



The Fixturlaser Offset^{XA} fixture mounted on machine.

The Fixturlaser Offset^{XA} fixture

- :: built in laser pointer
- :: fast & easy mounting
- :: fast & easy coarse alignment
- :: stable fixture
- :: to be used together with Fixturlaser XA shaft alignment system

Machines with offset drives are often thought of as insensitive to angular errors between driving and driven shaft. Vibration analyses and experiences from paper industry professionals have proved that this is not the case. Conventional alignment methods cannot provide the needed level of accuracy. Using the Fixturlaser XA together with the Fixturlaser Offset^{XA} expansion kit, you can precision align any offset mounted machine as fast as you align any other shafts. The Fixturlaser Offset^{XA} Expansion kit consists of both software and fixtures.

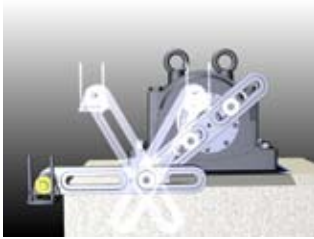
The Fixturlaser Offset^{XA} fixture is equipped with a laser pointer, which means that the alignment system is not needed in order to mount the fixtures. The fixtures only have to be adjusted until both the lasers are hitting the centre of the opposing target. Thanks to this feature, the mounting can be performed fast (read more about the Fixturlaser Offset^{XA} Expansion kit and its software in the brochure Fixturlaser XA software P-0198.)

Technical specification


Weight, standard system incl. case	9,8 kg
Weight, standard system incl. optional equipment and case	11,9 kg
Dimensions of case (LxHxW)	780x325x135 mm
Max distance between bolt holes	360 mm
Max offset	650 mm
Material	Anodized aluminium
Laser pointer	Class 2 laser
Operating temperature, (Laser pointer)	0°C - +50°C
Storage temperature (Laser pointer)	-20°C - +70°C

* Specifications are subject to change without notice.

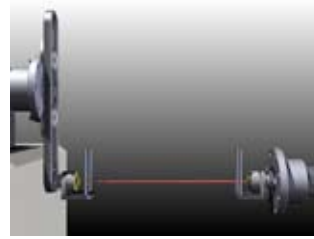
Express Mounting and Measurement



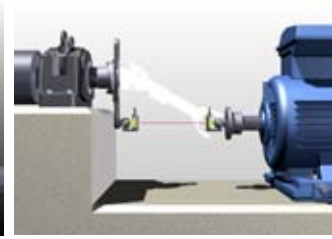
The Offset fixture comes with a number of methods of attachment. The system is designed so you can, in most cases, utilize the coupling bolts themselves when mounting the arm on the flange.



The Offset laser fixture is adjustable in a plane parallel to the flange face of the stationary machine and can be set at any position to eliminate the offset from the driven unit.




The built-in lasers in each turret are pre-adjusted so the laser beam represents the axis of rotation for the unit it is mounted on.



The Clock method is used to get the result. In the Clock method, machinery positions are calculated by taking three points with 180 degrees of rotation.

The Expansion Kit and Optional Equipment



The content of the Fixturlaser Offset^{KA} Expansion kit 1-0790. (See article no. in table below)



The fixture have built in point lasers for fast and easy mounting and coarse alignment



The content of the optional kit for non-rotating shafts, 1-0749



Expansion Kit 1-0790	No	Art. No.
Case	1	1-0748
Turrets	2	2-0730
Hardened washers	2	3-0376
Tools	2	3-0843
Fixture arms	2	3-1522
Guide washers	3	3-1523
Thread nut size M12, M16, M20, M24, M30 (3-1560, 3-1561, 3-1562, 3-1563, 3-1571)		
Plastic box incl. tool	1	2-0544

Optional Kit 1-0749 for Non-Rotating Shafts	No	Art.No.
Hardened washers	2	3-0376
Fixture arm	1	3-1522
Guide washers	2	3-1523